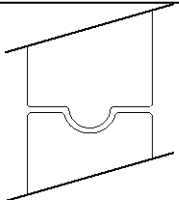
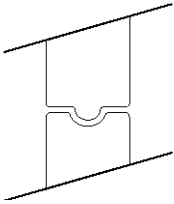


BR-16E-36 BEAD ROLLER TOOLING

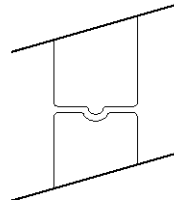
BR16E - .5" BEAD



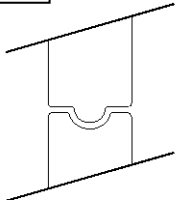
BR16E - .3125" BEAD



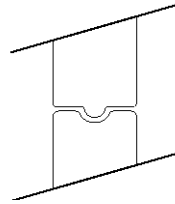
BR16E - .1875" BEAD



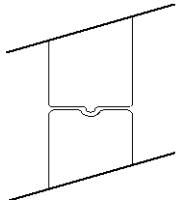
BR16E - .375" BEAD



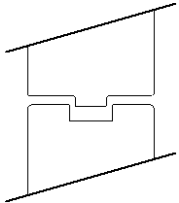
BR16E - .250" BEAD



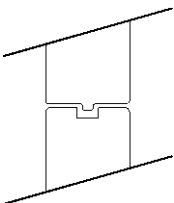
BR16E - .125" BEAD



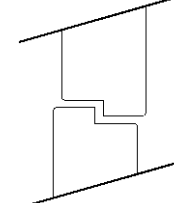
BR16E - .5" FLAT BEAD ROLL



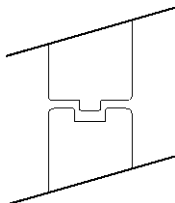
BR16E - 1/8" FLAT BEAD ROLL



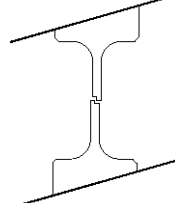
BR16E - .1875" STEP ROLL



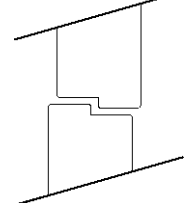
BR16E - 3/8" FLAT BEAD ROLL



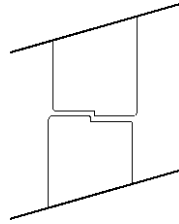
BR16E - .050" ART SET (Narrow)



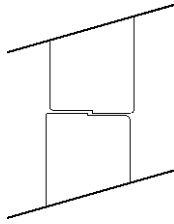
BR16E - .120" STEP ROLL



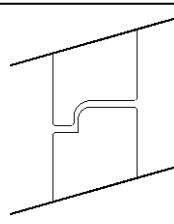
BR16E - .062" STEP ROLL



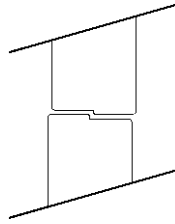
BR16E - .032" STEP ROLL



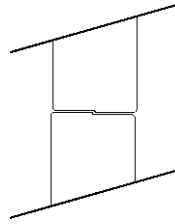
BR16E - 5/32" RADIUS TANK ROLL



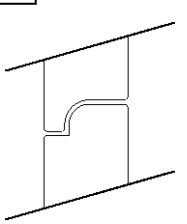
BR16E - .050" STEP ROLL



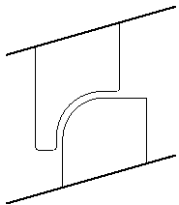
BR16E - .025" STEP ROLL



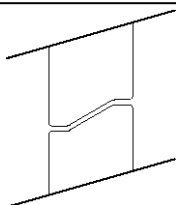
BR16E - 1/4" RADIUS TANK ROLL



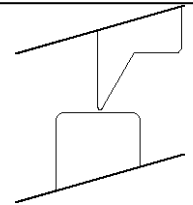
BR16E - 1/2" RADIUS TANK ROLL



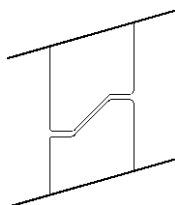
BR16E - 30 DEGREE ROLL



BR16E - TIPPING ROLL



BR16E - 45 DEGREE ROLL



BR16E - 1/2" VEE ROLL

